



**THE  
ONE  
AND  
ONLY**

**ARTICULATED  
DUMP  
TRUCK**

 **TEREX** | TRUCKS  
UNDIVIDED ATTENTION



**WHEN  
YOU ONLY  
MAKE  
ONE  
THING  
YOU HAVE  
TO MAKE  
IT WELL.  
WE ONLY  
MAKE  
ROBUST,  
RELIABLE  
ARTICULATED  
DUMP  
TRUCKS.**

 **TEREX** | TRUCKS

Newhouse Industrial Estate,  
Motherwell, Scotland, UK, ML1 5RY  
Tel: +44 (0) 1698 732121  
Fax: +44 (0) 1698 734046  
[www.terextrucks.com](http://www.terextrucks.com)

# UNDIVIDED ATTENTION

---

**Every truck that rolls out of our factory is loaded with pride. Tonnes of pride. We've got dump trucks in our DNA. Dump trucks running through our veins. A lot of our people have worked for Terex Trucks for decades. Their parents worked for Terex Trucks. Even grandparents. Their years of knowledge are built into the fabric of our products. If you trace our heritage all the way back, you'll end up at the world's first off-highway dump truck. But we're not who we used to be.**

Today we're meticulously focused. Today we specialise in just one thing: robust, reliable, articulated dump trucks. And nothing else. From one site in Scotland, our designers, engineers, and manufacturers give our articulated dump trucks their undivided attention. Backed by the local knowledge and expertise of our global dealers, and dedicated sales and service teams, we can work smarter and react quicker.

---





---

Our high-performance articulated dump trucks are trusted around the world for their reliability and flexibility in the toughest conditions. Ready for construction, quarrying and mining applications – these hard-working machines will help you meet and beat your production targets.

---



#### **A comfortable operator is a productive operator**

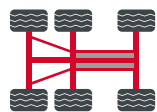
The spacious ROPS/FOPS cab has been designed with pressurised properties for comfort – helping to avoid fatigue and let your operator focus on the task in hand. Your operator will notice the low noise, controlled airflow, and regulated temperature thanks to the fast, responsive HVAC system. While our suspension systems and cushioned steering cylinders deliver a smooth ride. The TA300 comes with market leading, true independent front suspension as standard for ultimate comfort on the roughest terrain.



#### **We go where others can't follow**

These machines are designed and constructed with the perfect power balance and drive-train calibration to deliver exceptional work-site performance and cost efficiencies. Instant engine power response delivered by the variable geometry turbo design\* ensures maximum productivity. The TA400's transfer box lets you easily tailor your machine for top performance in all working conditions. With adaptive shifting and two speed ratios you get the best of both worlds – faster ground speeds when conditions are good, and more tractive effort when conditions are tough.

\*Variable geometry turbo with lower emission compliance engines only.



#### **Heavy-duty hauling**

Our trucks are renowned for their robustness. The heavy-duty axles are capable of bearing enormous loads, combined with effective drivetrain gear reduction and differential locks, market leading tractive effort is achieved, particularly in severe or poor working conditions. With all three axles in permanent (6x6) all-wheel drive, incredible traction is achieved while reducing driveline abuse and wheel spin, resulting in reduced tyre-wear and fuel consumption.



**WE WORK  
HARD.  
SO OUR  
MACHINES  
CAN WORK  
HARDER.**

**WE'VE FOCUSED ON PERFORMANCE**



Our trucks are designed with productivity and low total cost of ownership in mind. And built to last. Loaded with features that will drive your costs down, our articulated dump trucks will work for you day after day, after day.



# HIGH PERFORMANCE. LOW COSTS.



## **Move more, burn less**

Our lean burning engines help lower your cost of operation and meet EU Stage IV, US Tier-4 Final and Tier 2 compliance. EU Stage-IV/US Tier-4F compliance is achieved without DPF, lowering fuel and service costs. An engine exhaust brake is installed as standard for heightened levels of operational safety and control as well as reduced brake component wear.



## **Take control and work smarter**

Take your operating costs in your own hands with Terex Trucks Haul Track Telematics. From your mobile phone or computer you can protect your truck from misuse and theft, and maximise your investment through remote performance management. You set the rules and the system makes sure your operator follows them.



## **As strong as the sum of its parts**

Within every Factory-Approved Terex Trucks' part lies a wealth of innovation, technology and reliability. Each Factory-Approved part is precisely designed and rigorously tested, not only for its individual performance, but also for its interaction with the entire truck. This ensures our trucks work like a well-oiled machine providing the durability and reliability you expect from Terex Trucks.

**WE'VE FOCUSED ON OPERATING COSTS**



# UNLOCK ULTIMATE UPTIME

Engineered for uptime, our articulated dump trucks will drive your profitability upwards. They're strong and flexible enough to handle the pressures of the toughest environments, and we've built in mechanisms to make service interventions quick and safe – keeping your machine working, and earning, day after day.



## Real-time, on-board diagnostics

With access to on-board diagnostics, real time data and operational feedback, your operator will be ready to make qualified, on-the-job decisions faster – reducing the possibility of downtime. The transmission on the TA400 also provides 'prognostics' in real time – helping to identify faults and damage ahead of time, reducing costs and increasing uptime. This, combined with Haul Track Telematics, takes your performance monitoring to new levels.



## Easy access for easy service

Our trucks are designed to keep service time and costs to a minimum. The ground level test points and fully tilting cab allow for easy access, while the electronically raised hood gives access to all engine service points – making routine maintenance quick and easy for your technician.



## Durability you can rely on

If you're working in harsh, unforgiving terrain, you need a truck that can take the pressure. Our suspension systems reduce shock factor while 3-stage aspirated air filtration provides increased engine protection to lengthen maintenance intervals. Our hydraulic systems with magnetic suction filters guard against contamination and unscheduled maintenance, while the standard features of the engine and transmission retarder combinations help reduce wear and tear on the braking systems. Our TA300 transmission, with 4000 hours oil change, and our TA400 transmission, with 6000 hours oil change, help keep your machine up and running longer.



## Protected for your peace of mind

Backed with our readily available factory-approved parts (with 2 years/6000 hours factory-approved parts warranty) and highly experienced dealer network, you can depend on Terex Trucks.

 **TEREX** | TRUCKS

WE'VE FOCUSED ON UPTIME



# SAFE AND EASY

We know how important safety is on a working site so we've designed our trucks to be safe and easy to operate and maintain.



## Easy access

Wide, pivoting steps and service platforms provide easy and safe access to the cab. While the ground level test points and fully tilting cab allow for easy access when servicing.



## Complete control

Our transmission retardation systems combine with efficient exhaust brakes and fully enclosed multi-plate, oil-cooled sealed brakes on all six wheels for safe, optimum control, stability and safety. Even in the most adverse conditions they allow you to haul safely. This instils optimum levels of operator safety and confidence.



## Work day and night

Our headlamp pods are powerfully illuminated to provide excellent site visibility during the dark hours. They're also designed to be easily serviced without raising the hood.



WE'VE FOCUSED ON SAFETY





Our TA300 transmission, with 4000 hours oil change, and TA400 transmission, with 6000 hours oil change, help to increase your uptime



Spacious, ROPS/FOPS compliant, pressurised cab with excellent HVAC keeps your operator comfortable and focussed on the job



The perfect balance between efficient power, effective gearing and weight distribution allows the Terex Truck to move more materials faster



Efficient fuel consumption engine, protected by aspirated air cleaner, helps lower your cost of operation



On-board diagnostics and real time data takes your performance monitoring to new levels



Adaptive shifting and two speed ratios (TA400) mean this machine maintains optimum momentum

**IMAGINE  
DEVOTING  
EVERY  
MINUTE OF  
EVERY DAY  
TO MAKING  
JUST ONE  
THING.**



Electrically activated hood lift makes routine maintenance quick and easy for your technician



Ground level test points and fully tilting cab allow for easy access when servicing



The drivetrain promotes class leading rim-pull for superior performance and productivity



Durable over-pivot hose routing and retention for protection on severe work site operations



Wide pivoting steps and service platforms provide safe, easy access to the cab



Retardation system supports the engine, brakes and transmission for safe, product performance and long component lifecycles



# TA300

## Specifications

Maximum Payload	28 tonne (30.9 US Ton)
Heaped Capacity	17.5m³ (22.9yd³)
Gross Power	276kW (370 hp)

## Features

Ergonomically designed environment for high levels of operator comfort

Calibrated with the correct balance of power and gearing for effective productive drive to the wheels on all working applications

Moves high levels of materials quickly and efficiently

Lean burning engine for low cost of ownership

Independent front suspension

Available with EPA Tier 4 Final, EU Stage 4 or Tier 2 compliant engines

EU Stage 4/EPA Tier 4 Final emissions achieved with no diesel particulate filter

8-speed forward and 4-speed reverse highly efficient transmission with 4000 hours oil change

Oil immersed wet brakes on all axles

Easy service access via hydraulic tilting cab and electrically actuated hood

# TA400

## Specifications

Maximum Payload	38 tonne (41.9 US Ton)
Heaped Capacity	23.0m³ (30.3yd³)
Gross Power	331 kW (444 hp)

## Features

Ergonomically designed environment for high levels of operator comfort

Calibrated with the correct balance of power and gearing for effective productive drive to the wheels on all working applications

Moves high levels of materials quickly and efficiently

Lean burning engine for low cost of ownership

Available with EPA Tier 4 Final, EU Stage 4 or Tier 2 compliant engines

EU Stage 4/EPA Tier 4 Final emissions achieved with no diesel particulate filter

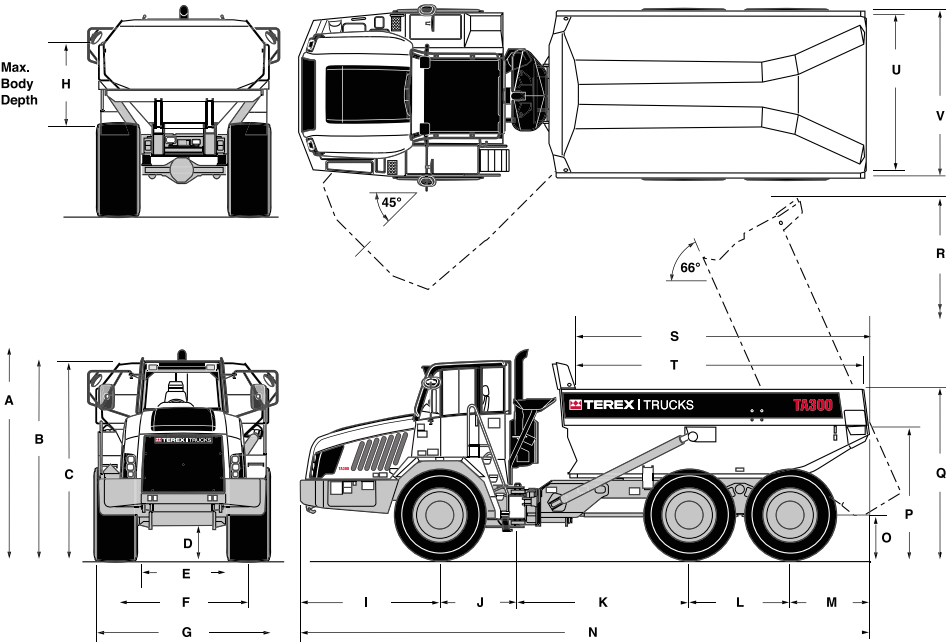
Proven Allison transmission with 6000 hours oil change

Oil immersed, force cooled, wet brakes on all axles

Easy service access via hydraulic tilting cab and electrically actuated hood



Dimensions

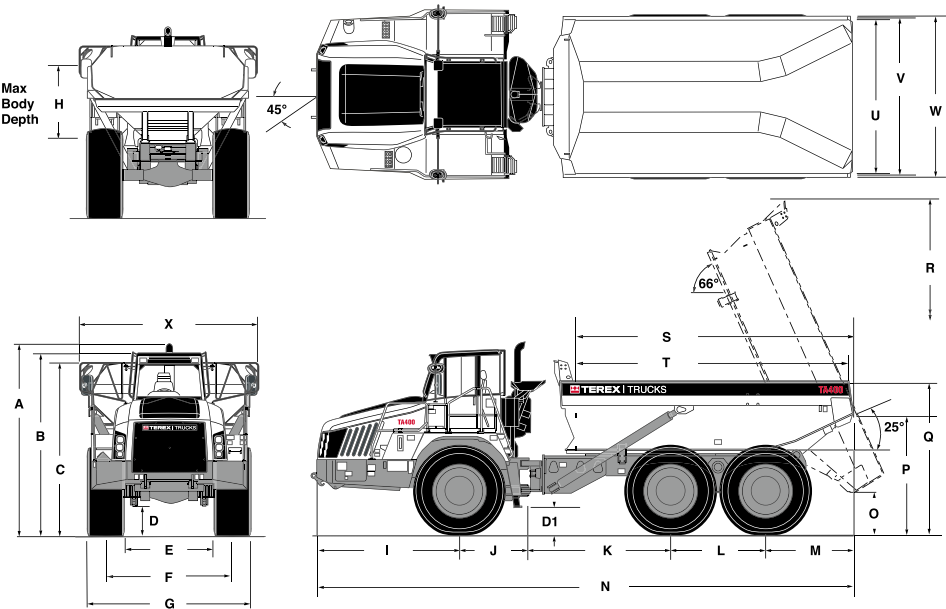


	mm	ft-in
A	3560	11-8
B	3525	11-7
C	3432	11-2
D	510	1-10
E	1540	5-2
F	2200	7-2
G	2860	9-5
H	1445	4-9

	mm	ft-in
I	2575	8-5
J	1310	4-4
K	2945	9-8
L	1690	5-6
M	1410	4-9
N	9930	32-6
O	755	2-4
P	2224	7-3

	mm	ft-in
Q	2986	9-10
R	6236	20-5
S	5010	16-5
T	4855	16-0
U	2705	8-11
V	2890	9-6

Dimensions



	mm	ft-in
A	3945	13-0
B	3752	12-4
C	3561	11-8
D	539	1-9
D1	540	1-9
E	1834	6-0
F	2596	8-6
G	3358	11-0
H	1495	4-11

	mm	ft-in
I	3087	10-1
J	1310	4-4
K	2987	9-10
L	1950	6-5
M	1779	5-10
N	11,115	36-5
O	916	3-0
P	2479	8-2
Q	3152	10-4

	mm	ft-in
R	6933	22-9
S	5658	18-6
T	5575	18-3
U	3129	10-3
V	3318	10-11
W	3364	11-0
X	3633	11-11





Engine	
Engine	Scania DC9
Type	5 cylinder, in-line, four cycle, direct injection diesel, water cooled, turbo charged with air-to-air charge cooling, electronic engine management and engine exhaust brake.
Piston Displacement litres (in³)	9.3 (568)
Bore x Stroke mm (in)	130 x 140 (5.12 x 5.51)
Gross Power kW (hp) @ rpm	276 (370) @ 1800
Net Power kW (hp) @ rpm	258 (345) @ 2100
Maximum Torque Nm (lbf ft) @ rpm	1880 (1387) @ 1400
Gross Power Rated	SAE J1995 Jun 90
Engine Emissions	US EPA Tier 4F, EU Stage 4, Tier 2 derivatives
Electrical	24 volt electric start. 100 A alternator. Two 12 volt 180 Ah batteries.
Air Cleaner	Dry-type 3-stage, aspirated air cleaner with safety element, automatic dust ejector and restriction indicator.
Fan	Modulating fan reduces noise level and consumes engine power as required. Note: Net hp with fan clutch disengaged.
Altitude m (ft)	Electronic derate from 3000 (9842)



Transmission		
Type	ZF 8EP320. Fully automatic with manual over-ride and retarder	
Assembly	Remote mounted countershaft input/planetary output configuration. Fully automatic with manual over-ride and kick-down function, promoting smooth gearshifts designed for high productivity and low operator fatigue. Installed with integral retarder and inter-axle differential lock. On-board diagnostics provide performance and operational data feedback.	
Speeds km/h (mph)		
Gear	Forward	Reverse
1	5 (3.1)	5.4 (3.3)
2	8 (5)	7.5 (4.7)
3	11 (6.8)	10.5 (6.5)
4	15 (9.3)	15 (9.3)
5	21 (13)	–
6	29 (18)	–
7	40 (24.8)	–
8	55 (34.1)	–



Axles	
Type	Heavy duty axles with fully floating axle shafts and outboard planetary reduction gearing. The three axles are in permanent all-wheel drive (6x6) with a differential coupling between the front and rear axles. All three axles also have hydraulically actuated multiplate transverse diff lock differentials for 100% cross-axle lock up. The inter-axle and cross-axle diff locks are controlled by the operator, and can be actuated when required in poor traction conditions.
Differential Ratio	3.875 : 1
Planetary Reduction	5.71 : 1
Overall Drivetrain Reduction	22.12 : 1



Engine	
Engine	Scania DC13
Type	6 cylinder, in-line, four cycle, direct injection diesel, water cooled, turbo charged with air-to-air charge cooling, electronic engine management and engine exhaust brake.
Piston Displacement litres (in³)	12.7 (775)
Bore x Stroke mm (in)	130 x 160 (5.12 x 6.37)
Gross Power kW (hp) @ rpm	331 (444) @ 2100
Net Power kW (hp) @ rpm	330 (443) @ 2100
Maximum Torque Nm (lbf ft) @ rpm	2255 (1663) @ 1300
Gross Power Rated	ISO 3046
Engine Emissions	US EPA Tier 4F, EU Stage 4 and Tier 2 derivatives
Electrical	24 volt electric start. 100 A alternator. Two 12 volt 180 Ah batteries.
Air Cleaner	Dry-type 3-stage, aspirated air cleaner with safety element, automatic dust ejector and restriction indicator.
Fan	Modulating fan reduces noise level and consumes engine power as required. Note: Net hp with fan clutch disengaged.
Altitude m (ft) (Electronic derate from)	3250-4000 (10663-13123)



Transmission				
Type	Allison HD4560 with integral retarder mounted directly to the engine, fully automatic transmission with planetary gearing, electronic control with six forward and one reverse gear.			
Assembly	Remote mounted 2-speed transfer gearbox taking drive from the transmission and feeding it via a lockable differential to front and rear wheels.			
Speeds km/h (mph)	Ratio 1 Low Speed		Ratio 2 High Speed	
Gear	Forward	Reverse	Forward	Reverse
1	6.0 (3.7)	5.0 (3.1)	9.5 (6.0)	7.8 (4.8)
2	11.3 (7.0)	–	16.0 (10.0)	–
3	16.5 (10.3)	–	25.3 (15.7)	–
4	25.6 (16.0)	–	39.2 (24.4)	–
5	33.9 (21.0)	–	51.9 (32.3)	–
6	41.7 (26.0)	–	63.8 (40.0)	–



Axles	
Type	Three axles in permanent all-wheel drive (6x6) with differential coupling between each axle to prevent driveline wind-up. Heavy duty axles with full floating axle shafts and outboard planetary reduction gearing. Automatic limited slip differentials in each axle. Leading rear axle incorporates a through drive differential to transmit drive to the rearmost axle. This differential and the dropbox output differential are locked simultaneously using one switch selected by the operator.
Differential Ratio	3.70 : 1
Planetary Reduction	6.35 : 1
Overall Drivetrain Reduction	23.50 : 1





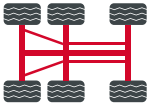
Suspension

Front	Fully independent suspension and wheel movement is provided by a double wishbone design. This is coupled with 4 x hydraulic dampers/coil over springs.
Back	Each axle is coupled to the frame by three rubber-bushed links with lateral restraint by a transverse link. Pivoting inter-axle balance beams equalise load on each rear axle. Suspension movement is cushioned by rubber/metal laminated compression units between each axle and underside of balance beam ends. Pivot points on leading and trailing links are rubber-bushed and maintenance-free.



Steering

Type	Hydrostatic power steering by two double-acting cushioned steering cylinders with pressure supplied by a variable displacement/load sensing piston pump. Secondary steering pressure provided by a ground driven pump.
Steering Angle to Either Side	45°
Lock to Lock Turns, Steering Wheel	4
System Pressure Bar (lbf/in²)	241 (3500)
SAE Turning Radius mm (ft-in)	8470 (27-9)
Clearing Radius mm (ft-in)	8950 (29-4)



Frame

Type	Front and rear frames are all-welded high grade steel fabrications with rectangular box-section beams forming the main side and cross members. Inter-frame oscillation is provided by a large diameter cylindrical coupling which houses nylon bushings. Frames articulated 45° to either side for steering by means of two widely-spaced pivot pins in back-to-back sealed taper roller bearings.
------	--



Body

Type	All-welded construction, fabricated from high hardness (min 360 BHN) 1000 Mpa (145,000 lbf/in²) yield strength steel. Dual slope tailchute improves material ejection from body.
Plate Thickness mm(in): Floor and Tailchute Sides Front	14.0 (0.55) 12.0 (0.47) 8.0 (0.31)
Volume m³ (yd³): Struck Heaped 2:1 (SAE)	13.8 (18.0) 17.5 (22.9)



Hoist

Type	Two single-stage, double-acting hoist cylinders, cushioned at the base end. Variable displacement/load sensing piston pump driven from power take-off on transmission. Full flow return line filtration. Full electro-hydraulic hoist control, with electronic detent in power down.
System Pressure bar (lbf/in²)	220 (3200)
Pump Output Flow Rate: litre/sec (gal/sec)	4.9 (1.29)
Raise (loaded) Seconds	12
Lower Seconds	7.5



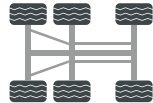
Suspension

Front	Four trailing links and a panhard rod locate the front axle giving a high roll centre. The optimised front axle position along with the wide spaced main and rebound mounts, mounted directly above the axle and long suspension travel, combine with the two heavy duty dampers each side to give excellent handling and ride.
Back	Each axle is coupled to the frame by three rubber-bushed links with lateral restraint by a transverse link. Pivoting inter-axle balance beams equalise load on each rear axle. Suspension movement is cushioned by rubber/metal laminated compression units between each axle and underside of balance beam ends. Pivot points on leading and trailing links are rubber-bushed and maintenance-free.



Steering

Type	Hydrostatic power steering by two double-acting cushioned steering cylinders with pressure supplied by a variable displacement/load sensing piston pump. Secondary steering pressure provided by a ground driven pump.
Steering Angle to Either Side	45°
Lock to Lock Turns, Steering Wheel	5
System Pressure Bar (lbf/in²)	240 (3480)
SAE Turning Radius mm (ft-in)	9185 (30-1)
Clearing Radius mm (ft-in)	9675 (31-9)



Frame

Type	Front and rear frames are all-welded high grade steel fabrications with rectangular box-section beams forming the main side and cross members. Inter-frame oscillation is provided by a large diameter cylindrical coupling which houses nylon bushings. Frames articulated 45° to either side for steering by means of two widely-spaced pivot pins in back-to-back sealed taper roller bearings.
------	--



Body

Type	All-welded construction, fabricated from high hardness (min 360 BHN) 1000 Mpa (145,000 lbf/in²) yield strength steel. Dual slope tailchute improves material ejection from body.
Plate Thickness mm(in): Floor and Tailchute Sides Front	15.0 (0.58) 12.0 (0.47) 8.0 (0.31)
Volume m³ (yd³): Struck Heaped 2:1 (SAE)	17.4 (22.8) 23.0 (30.3)



Hoist

Type	Two single-stage, double-acting hoist cylinders, cushioned at the base end. Variable displacement/load sensing piston pump driven from power take-off on transmission. Full flow return line filtration. Full electro-hydraulic hoist control, with electronic detent in power down.
System Pressure bar (lbf/in²)	240 (3480)
Pump Output Flow Rate: litre/sec (gal/sec)	5.4 (1.43)
Raise (loaded) Seconds	12.5
Lower Seconds	8



Tyres and Wheels

Tyres	Standard 23.5. Optional 750/65			
Rims	Standard 25x19.50. For optional tyre, 25x22.00			
Wheels	3-piece earthmover rims with 12 stud fixing			



Brakes

Tyres	All hydraulic braking systems with multiplate sealed and oil cooled brake packs at each wheel. Independent circuits for front and rear brake systems.			
Parking	Spring-applied, hydraulic-released disc on rear driveline			
Secondary	Secondary brake control actuates service and parking brakes			
Retarder	Exhaust brake and transmission retarder			



Weights	Tier 4 Final/ EU Stage 4 Models		Tier 2 Models	
Net Distribution	kg	(lb)	kg	(lb)
Front Axle	13,406	29,555	13,266	29,247
Bogie Axle, Leading	5,682	12,527	5,460	12,037
Bogie Axle, Trailing	5,462	12,042	5,493	12,110
Vehicle, Net	24,550	54,123	24,219	53,394
Payload	28,000	61,729	28,000	61,729
Gross Distribution	kg	(lb)	kg	(lb)
Front Axle	15,237	33,592	15, 097	33, 283
Centre Axle	18,478	40,737	18,256	40,248
Rear Axle	18,835	41,524	18,866	41,592
Vehicle Gross	52,550	115,853	52,219	115,123
Bare Chassis	17,555	38,703	17,555	38,703
Body	3,776	8,325	3,776	8,325
Hoists, Pair	530	1,170	530	1,170



Sound Levels

Sound level in cab according to ISO 6396:2008	
LpA: dB(A)	75
External Sound level according to ISO 6395:2008	
LpA: dB(A)	109



Ground Pressure

These figures are for total contact area, total area within the ellipse of contact				
Tyres	23.5 R25		750/65	
Loaded	kPa	Psi	kPa	Psi
Front	406	59	310	45
Rear	462	67	351	51



Tyres and Wheels

Tyres	Standard 29.5			
Rims	Standard 25x25.00			
Wheels	3-piece earthmover rims with 19 stud fixing.			



Brakes

Tyres	All hydraulic braking systems with multiplate sealed and oil cooled brake packs at each wheel. Independent circuits for front and rear brake systems.			
Parking	Spring-applied, hydraulic-released disc on rear driveline.			
Secondary	Secondary brake control actuates service and parking brakes.			
Retarder	Exhaust brake and transmission retarder.			



Weights	Tier 4 Final/ EU Stage 4 Models		Tier 2 Models	
Net Distribution	kg	(lb)	kg	(lb)
Front Axle	17,000	(37,478)	16,743	(36,912)
Bogie Axle, Leading	7,385	(16,281)	7,385	(16,281)
Bogie Axle, Trailing	7,521	(16,581)	7,521	(16,581)
Vehicle, Net	31,906	(70,340)	31,649	(69,773)
Payload	38,000	(83,775)	38,000	(83,775)
Gross Distribution	kg	(lb)	kg	(lb)
Front Axle	18,812	(41,473)	18,742	(41,319)
Bogie Axle Leading/ Trailing	25,515/ 25,579	56,250/ 56,391	25,422/ 25,485	56,045/ 56,184
Vehicle Gross	69,906	(154,115)	69,649	(153,548)
Bare Chassis	24,760	(54,444)	24,760	(54,444)
Body	5,400	(11,905)	5,400	(11,905)
Hoists, Pair	660	(1,455)	660	(1,455)



Sound Levels

Sound level in cab according to ISO 6396:2008	
LpA: dB(A)	75
External Sound level according to ISO 6395:2008	
LpA: dB(A)	109



Ground Pressure

These figures are for total contact area, total area within the ellipse of contact		
Tyres	29.5 R25	
Loaded	kPa	Psi
Front	372	54
Rear	468	68





Capacities		
	litres	(US Gal)
Fuel Tank	370	98
Hydraulic System (steering and body)	164	43.3
Engine Crankcase	34	9
Cooling System	48.8	12.9
Transmission (inc filters and cooler)	50.2	13.3
Differential – Front and Rear (each)	28.8	7.6
Differential – Centre	31	8.2
Planetaries – (each)	8.5	2.2
Brake Cooling System	–	–
DEF System*	38	10

\*only applicable on Tier 4 Final/Stage 4

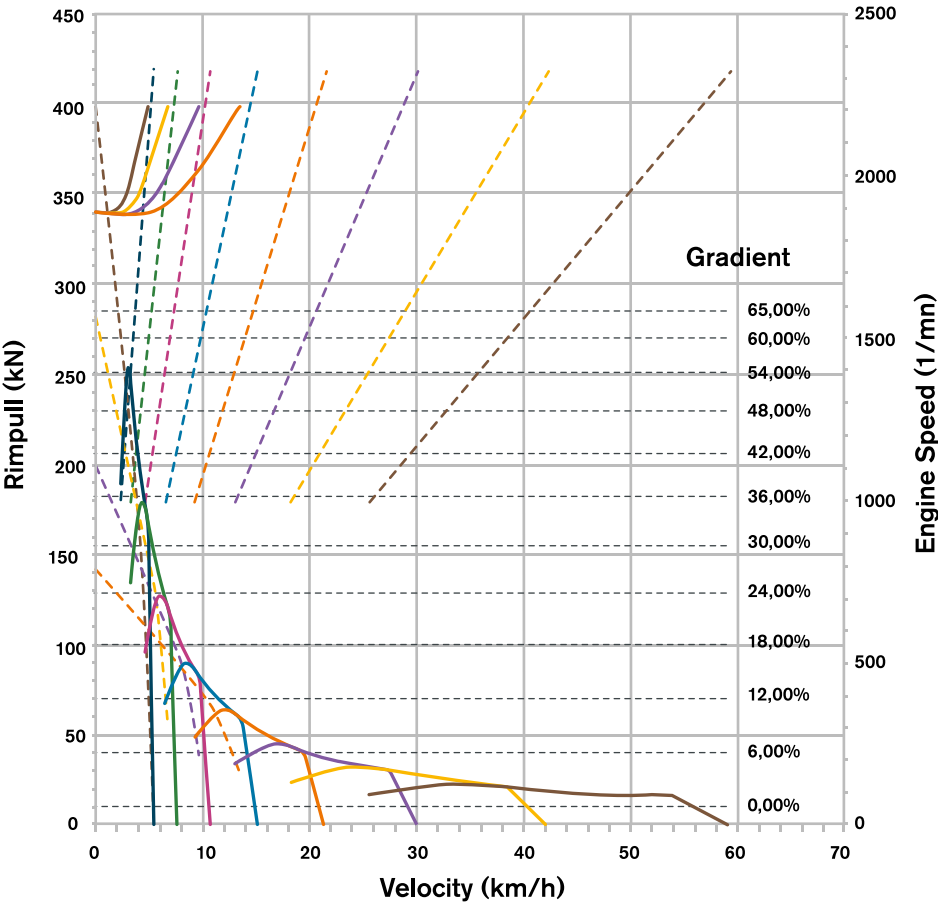


Capacities		
	litres	(US Gal)
Fuel Tank	500	(132)
Hydraulic System (steering and body)	341	(90)
Engine Crankcase	45	(11.8)
Cooling System	70	(18.5)
Transmission (inc filters and cooler)	48	(12.7)
Differential – Front and Rear (each)	38	(10)
Differential – Centre	39	(10.3)
Planetaries – (each)	8.5	(2.2)
Brake Cooling System	188	(49.7)
DEF System*	38	(10)
Drop Box	17	(4.5)

\* only applicable on Tier 4 Final/EU Stage 4

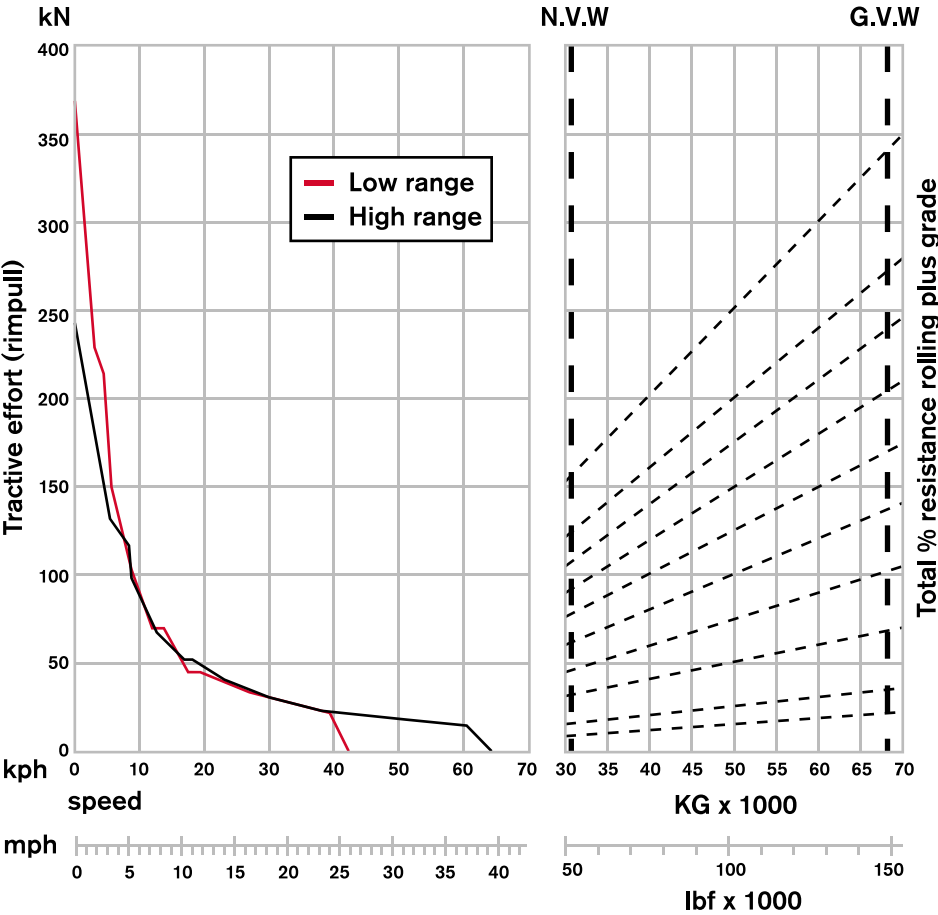
Gradeability

Tractive Effort Diagram Forward – Unit equipped with 23.5 R25 Tyres.



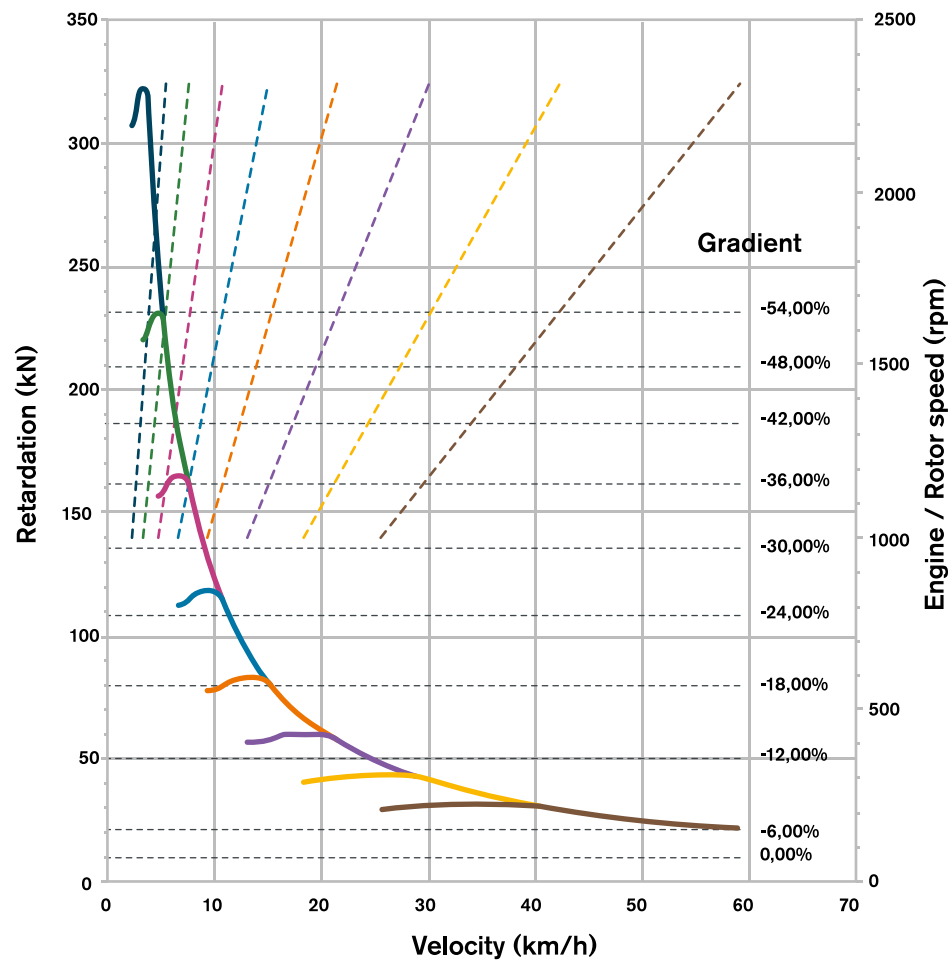
Gradeability

Unit equipped with 29.5 R25 Tyres. Graphs based on 2% rolling resistance.



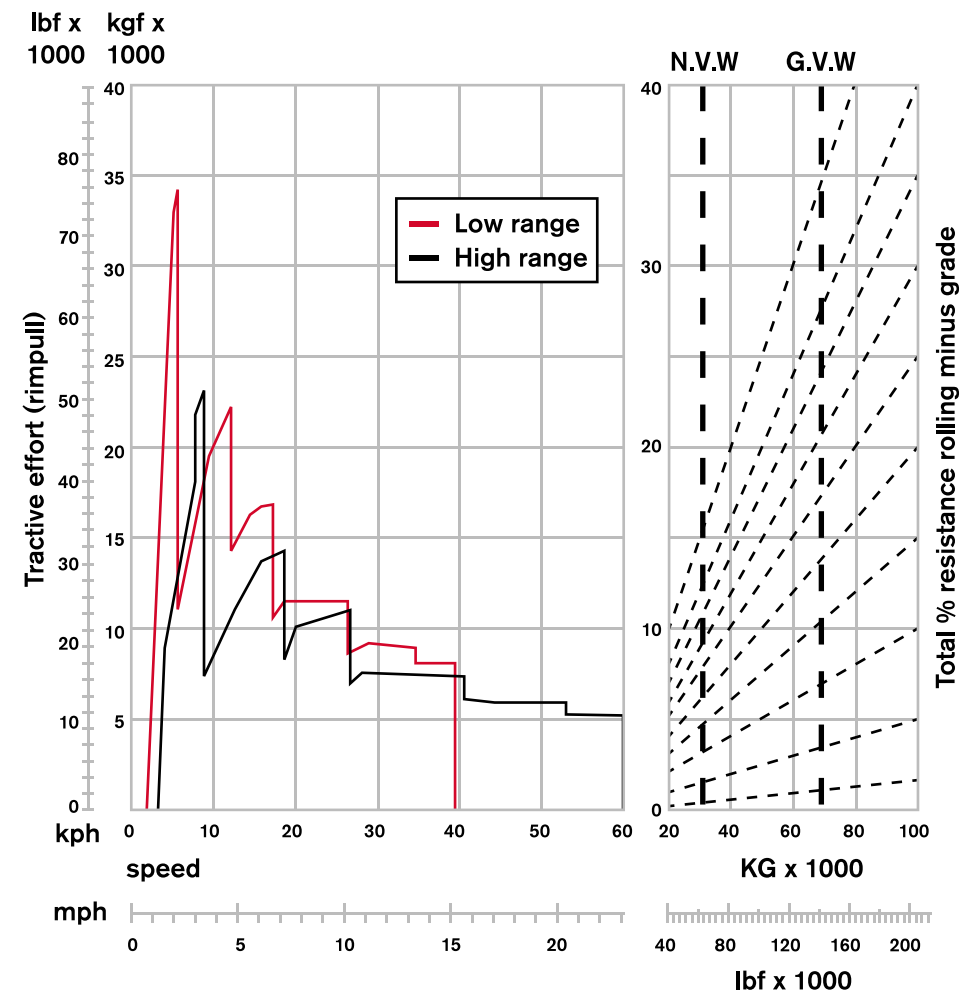
## Retardation

**Brake Force Diagram Forward** – Instructions: From intersection of vehicle weight 350 with percentage resistance line left read across to determine maximum gear attainable, and then downwards for vehicle speed.



## Retardation

Instructions: From intersection of vehicle weight with percentage resistance line read across to determine maximum gear attainable, and then downwards for vehicle speed.



### Standard Equipment

#### Cab and Operator

Air Conditioning	✓	Rear Vision Camera/Monitor	✓
Air Filter Restriction Indicator	✓	ROPS/FOPS Protection ISO3471/3449	✓
Auxiliary Power Outlets 12V and 24V	✓	Seat Belts Retractable J386	✓
CD/Tuner/MP3 Connectivity	✓	Seat, Operator, Air Suspension, High Back, Headrest and Adjustable Armrests	✓
Coat Hook	✓	Seat, Trainer	✓
Engine/Transmission/Hydraulic Diagnostic Facility	✓	Steering Wheel, Tilt/Telescopic	✓
Heating, Ventilation and Air Conditioning System (HVAC)	✓	Storage Compartment	✓
Insulation, Thermal and Acoustic	✓	Sun Visor (internal)	✓
Interior Light	✓	Tinted Glass	✓
Mirror Rear View (4)	✓	Window Protection Grill, Rear	✓
Mug Holder	✓	Wiper and Washer, Front and Rear Windows	✓



### Standard Equipment

#### Cab and Operator

Air Conditioning	✓	Rear Vision Camera/Monitor	✓
Air Filter Restriction Indicator	✓	ROPS/FOPS Protection ISO3471/3449	✓
Auxiliary Power Outlets 12V and 24V	✓	Seat Belts Retractable J386	✓
CD/Tuner/MP3 Connectivity	✓	Seat, Operator, Air Suspension, High Back, Headrest and Adjustable Armrests	✓
Coat Hook	✓	Seat, Trainer	✓
Engine/Transmission/Hydraulic Diagnostic Facility	✓	Steering Wheel, Tilt/Telescopic	✓
Heating, Ventilation and Air Conditioning System (HVAC)	✓	Storage Compartment	✓
Insulation, Thermal and Acoustic	✓	Sun Visor (internal)	✓
Interior Light	✓	Tinted Glass	✓
Mirror Rear View (4)	✓	Window Protection Grill, Rear	✓
Mug Holder	✓	Wiper and Washer, Front and Rear Windows	✓





Standard Equipment (continued)

Warning Lights and Audible Alarm

Alternator Charging	✓	Engine 'STOP'	✓
Body Up	✓	Exhaust Brake	✓
Brake Cooling Oil Pressure	NA	Front Brake Accumulator Pressure	✓
Brake Cooling Oil Temperature	NA	Headlight High Beam	✓
Differential Lock	✓	Headlights Active	✓
Direction Indicators	✓	Hydraulic Oil Filter Change	✓
Dropbox High/Low Oil Pressure	NA	Hydraulic Oil Level Low	✓
Dropbox High/Oil Temperature	NA	Low Fuel	✓
Dropbox High/Ratio Selected	NA	Parking Brake	✓
Dropbox Low/Ratio Selected	NA	Rear Brake Accumulator Pressure	✓
Engine Air Filter Change	✓	Reverse Alarm Audible J994	✓
Engine 'CHECK'	✓	Secondary Steering	✓
Engine Coolant Level Low	✓	Transmission Check	✓
Engine Oil Pressure Low	✓	Transmission High Oil Temp	✓
Engine Over-speed Active	✓	Transmission Retarder	✓

General

Articulation and Oscillation Lock	✓	Manual Body Lower	NA
Battery Master Switch	✓	Modulating Cooling Fans	✓
Body Prop	✓	Mudflaps at Front and Centre	✓
Brakes Fully Hydraulic Dual Circuit System	✓	Neutral Start Interlock	✓
Diagnostic Pressure Test Points	✓	Pivot Protection Guard	✓
Differential Locks	✓	Rear Light Guards	✓
Electronic Assisted Body Hoist Control	✓	Secondary Steering	✓
Emergency Body Lower (EU Only)	✓	Security Kit	✓
Engine/Transmission/Hydraulic Electronic Management System	✓	Tilting Cab for Maintenance	✓
Exhaust Brake	✓	Tow Points, Front and Rear	✓
Exhaust Muffler	✓	Transmission Downshift Inhibitor	✓
Handrails on Fenders	✓	Transmission Oil Cooler	✓
Horn, Electric 117db	✓	Transmission Retarder	✓
Hydraulic Filter Restriction Indicator	✓	Transmission Sump Guard	✓
Hydraulic Oil Cooler	✓	Tyre Inflation Nitrogen	✓
Independent Suspension	✓		

Gauges

Body Tip Counter	✓	Fuel Level	✓
Brake Oil Temperature	✓	Hourmeter	✓
DEF Level Gauge	✓	Hydraulic Oil Temperature	✓
DEF Level Warning	✓	Speedometer/Digital Odometer/Tripmeter	✓
Engine Coolant Temperature	✓	Tachometer	✓
Fuel Consumption/Usage	✓	Transmission Oil Temperature	✓

Lights

Direction and Hazard Warning Indicators (LED on Rear)	✓	Side and Tail (LED)	✓
Front Working Lights, Roof Mounted	✓	2 Halogen Headlamps Dipped Beam	✓
Reverse Warning	✓	2 Halogen Headlamps Main Beam	✓



Standard Equipment (continued)

Warning Lights and Audible Alarm

Alternator Charging	✓	Engine 'STOP'	✓
Body Up	✓	Exhaust Brake	✓
Brake Cooling Oil Pressure	✓	Front Brake Accumulator Pressure	✓
Brake Cooling Oil Temperature	✓	Headlight High Beam	✓
Differential Lock	✓	Headlights Active	✓
Direction Indicators	✓	Hydraulic Oil Filter Change	✓
Dropbox High/Low Oil Pressure	✓	Hydraulic Oil Level Low	✓
Dropbox High/Oil Temperature	✓	Low Fuel	✓
Dropbox High/Ratio Selected	✓	Parking Brake	✓
Dropbox Low/Ratio Selected	✓	Rear Brake Accumulator Pressure	✓
Engine Air Filter Change	✓	Reverse Alarm Audible J994	✓
Engine 'CHECK'	✓	Secondary Steering	✓
Engine Coolant Level Low	✓	Transmission Check	✓
Engine Oil Pressure Low	✓	Transmission High Oil Temperature	✓
Engine Over-speed Active	✓	Transmission Retarder	✓

General

Articulation and Oscillation Lock	✓	Manual Body Lower	✓
Battery Master Switch	✓	Modulating Cooling Fans	✓
Body Prop	✓	Mudflaps at Front and Centre	NA
Brakes Fully Hydraulic Dual Circuit System	✓	Neutral Start Interlock	✓
Diagnostic Pressure Test Points	✓	Pivot Protection Guard	✓
Differential Locks	✓	Rear Light Guards	✓
Electronic Assisted Body Hoist Control	✓	Secondary Steering	✓
Emergency Body Lower (EU Only)	NA	Security Kit	✓
Engine/Transmission/Hydraulic Electronic Management System	✓	Tilting Cab for Maintenance	✓
Exhaust Brake	✓	Tow Points, Front and Rear	✓
Exhaust Muffler	✓	Transmission Downshift Inhibitor	✓
Handrails on Fenders	✓	Transmission Oil Cooler	✓
Horn, Electric 117db	✓	Transmission Retarder	✓
Hydraulic Filter Restriction Indicator	✓	Transmission Sump Guard	✓
Hydraulic Oil Cooler	✓	Tyre Inflation Nitrogen	✓
Independent Suspension	✓		

Gauges

Body Tip Counter	✓	Fuel Level	✓
Brake Oil Temperature	✓	Hourmeter	✓
DEF Level Gauge (T4 variant only)	✓	Hydraulic Oil Temperature	✓
DEF Level Warning (T4 variant only)	✓	Speedometer/Digital Odometer/Tripmeter	✓
Engine Coolant Temperature	✓	Tachometer	✓
Fuel Consumption/Usage	✓	Transmission Oil Temperature	✓

Lights

Direction and Hazard Warning Indicators (LED on Rear)	✓	Side and Tail (LED)	✓
Front Working Lights, Roof Mounted	✓	2 Halogen Headlamps Dipped Beam	✓
Reverse Warning	✓	2 Halogen Headlamps Main Beam	✓



Optional Equipment			
Body Options			
Body Side Extensions	✓	Manual Body Lower for Tier 4 Final/T2 Variations	✓
Heated Body	✓	Spillguard Extension	✓
Liner Plates	✓	Chain Operated, Scissor Type, Rear Tailgate	✓
Mirrors			
Mirror Front Mounted	✓	Mirrors Heated	✓
Mirror with Wide Angle	✓		
Lights			
Beacon Flashing	✓	Rear Working Lights, Roof Mounted	✓
Fog Rear	✓	Reverse Flashing	✓
Wheels and Tyres			
Wide (750/65) tyres	✓	25x22.00 Rims	✓
Other Options			
Automatic Lubrication	✓	Payload Monitoring System	✓
Fire Extinguisher	✓	Seat Heated	✓
First Aid Kit	✓	Tool Kit	✓
Parking Brake Guard	✓	Haul Track Telematics *	✓
* Fitted as standard on EPA Tier 4 Final and EU Stage 4 engine machines. Ask for details.			



Optional Equipment			
Body Options			
Body Side Extensions	✓	Manual Body Lower for Tier 4 Final/T2 Variations	✓
Heated Body	✓	Spillguard Extension	✓
Liner Plates	✓	Chain Operated, Scissor Type, Rear Tailgate	✓
Mirrors			
Mirror Front Mounted	✓	Mirrors Heated	✓
Mirror with Wide Angle	✓		
Lights			
Beacon Flashing	✓	Rear Working Lights, Roof Mounted	✓
Fog Rear	✓	Reverse Flashing	✓
Other Options			
Automatic Lubrication	✓	Payload Monitoring System	✓
Fire Extinguisher	✓	Seat Heated	✓
First Aid Kit	✓	Tool Kit	✓
Parking Brake Guard	✓	Haul Track Telematics *	✓

\* Fitted as standard on EPA Tier 4 Final and EU Stage 4 engine machines. Ask for details.





**Experts say you can only focus on one thing at a time.**  
**We chose articulated dump trucks.**

